



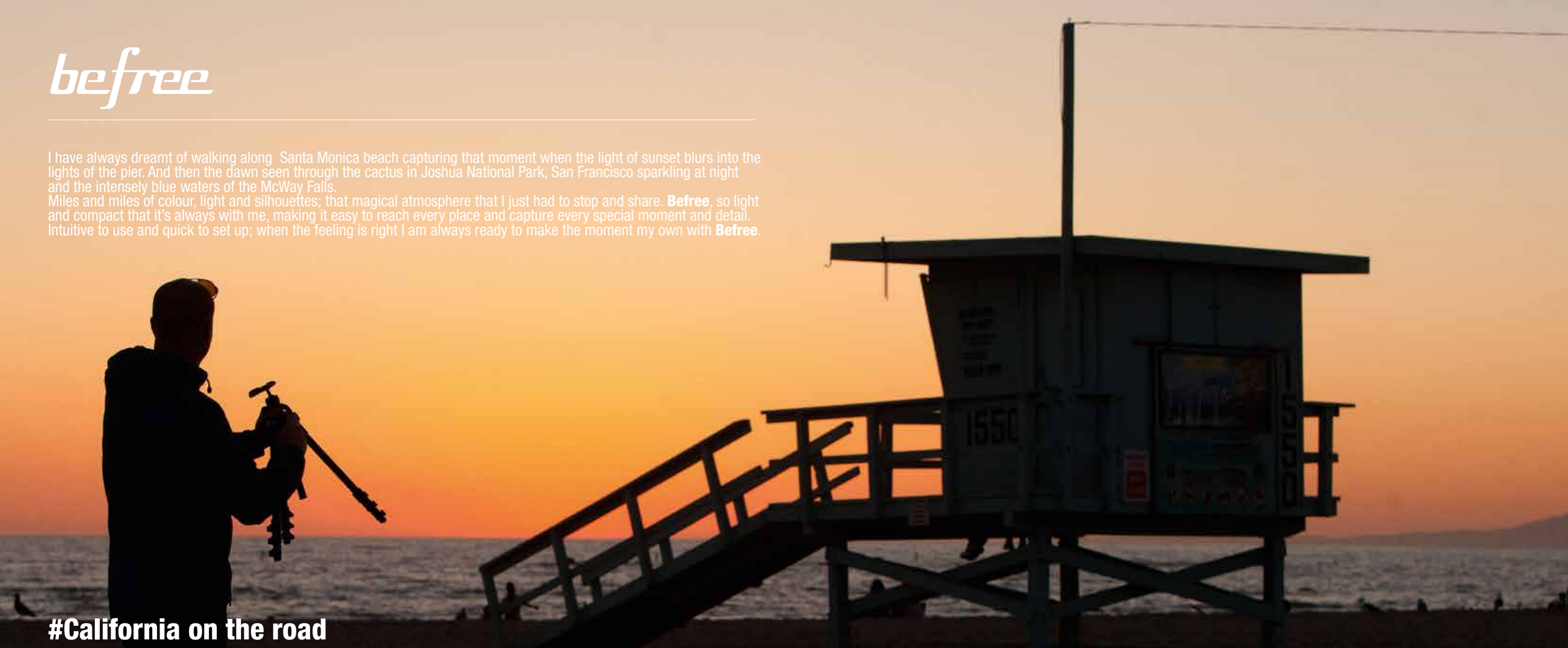
*befree*

 **Manfrotto**  
Imagine More

[manfrotto.com](http://manfrotto.com)

# befree

I have always dreamt of walking along Santa Monica beach capturing that moment when the light of sunset blurs into the lights of the pier. And then the dawn seen through the cactus in Joshua National Park, San Francisco sparkling at night and the intensely blue waters of the McWay Falls. Miles and miles of colour, light and silhouettes; that magical atmosphere that I just had to stop and share. **Befree**, so light and compact that it's always with me, making it easy to reach every place and capture every special moment and detail. Intuitive to use and quick to set up; when the feeling is right I am always ready to make the moment my own with **Befree**.



## #California on the road

### Day 1.

6:13 pm  
**Santa Monica, CA**  
Classic LA sunset on the pier in Santa Monica.  
@adambarkerphoto  
#nostalgia #befree



### Day 2.

6:17 am  
**Joshua Tree NP, CA**  
Don't touch the teddy bear cactus!  
@adambarkerphoto #befree  
#chollagarden #joshuatree  
#landscape #sunrise  
#photography



### Day 3.

8:21 p.m.  
**Joshua Tree NP, CA**  
Good times light painting in the California desert!  
@adambarkerphoto  
#joshuatree #landscape  
#befree #photography



### Day 4.

6:50 p.m.  
**Death Valley National Park, CA**  
Sultry, sexy lines on the Mesquite Dunes.  
@adambarkerphoto #befree  
#deathvalley #composition  
#photography #landscape



### Day 5.

5:55 p.m.  
**Mono Lake, CA**  
All time colors and calm on an alien landscape!  
@adambarkerphoto #befree  
#monolake #color  
#photography #landscape  
#dusk #reflection #water



### Day 6.

7:52 a.m.  
**Mono Lake, CA**  
Epic skies over Mono Lake and Sierra Nevada Mountains  
@adambarkerphoto #befree  
#california #photography  
#landscape #roadtrip  
#black&white #bw  
#monolake



### Day 7.

5:43 p.m.  
**McWay Falls, CA**  
One of the most gorgeous photo locations on the planet!  
@adambarkerphoto  
#befree #waterfall #bigsur  
#roadtrip #fairytale  
#landscape



### Day 8.

6:22 p.m.  
**San Francisco, CA**  
Moving pictures at one of the bay's most iconic overlooks  
@adambarkerphoto #befree  
#sanfrancisco #twinpeaks  
#dusk#cityscape  
#photography #roadtrip





*Tech Details*  
1/8 sec. at f / 5.6, ISO 400  
Lens TS-E 24mm f/3.5L II  
Manfrotto Befree Tripod

6:13 pm  
Santa Monica, CA

What's not to love about sunsets and roller coasters??? On this crystal clear evening in Santa Monica, CA, my mind traveled back to a simpler time, when the minutia of adult life was replaced by cotton candy and carefree laughter. It's this nostalgia that was so serendipitously captured with this simplistic frame. Anything more would have been too much...





**Tech Details**  
0.3 sec. at f / 16, ISO 250  
Lens EF16-35mm f/2.8L II USM  
Filter Singh Ray 4-stop and 2-stop Reverse Grad ND  
Manfrotto Befree Tripod

**6:17 am**  
**Joshua Tree NP, CA**

Desert sunrises bring warmth and life to a landscape that can feel downright unearthly at times. This morning was no exception, as the first rays of light illuminated the stark outline of thousands of Cholla cacti in Joshua Tree National Park. Nicknamed “Teddy Bear cactus”, this prickly plant is nowhere near as cuddly as it may appear. We learned it was best to keep our distance as we watched it come to life with the new light of day.





*Tech Details*  
10 sec. at f / 4.0, ISO 2000  
Lens EF24mm f/1.4L II USM  
Manfrotto Befree Tripod

**8:21 p.m.**  
**Joshua Tree NP, CA**

Joshua Tree National Park is a wonderland of rock, cactus and succulent desert light, even...when there is no light! The landscape took on a mysterious and sultry tone as we painted with light, and captured the connection between earth and sky.





*Tech Details*  
1/200 sec. at f / 9, ISO 640  
Lens EF70-200mm f/2.8L IS II USM  
Manfrotto Befree Tripod

6:50 p.m.  
Death Valley National Park, CA

Rarely have I seen a landscape change shape and dimension to as I have when standing amidst an endless sea of sand. I can only compare it to a conversation with a newfound friend, as one discovers more character and personality with each passing minute. Such was the case on this spectacular morning at the Mesquite Dunes in Death Valley National Park. A telephoto lens was the tool of choice in isolating compositions that showcased the depth and dimension of this special place.





*Tech Details*  
1/10 sec. at f/9, ISO 400  
Lens EF70-200mm f/2.8L IS II USM  
Filter Singh Ray 2-stop soft step Grad ND  
Manfrotto Befree Tripod

**5:55 p.m.**  
**Mono Lake, CA**

Mono Lake is one of those places that simply must be seen to be believed. It is an otherworldly location, with towering Tufa formations and water so calm it makes you wonder if time has stopped. It was the perfect spot to capitalize on a brilliant earth shadow, displaying pastel colors that would have left even the most seasoned photographers with mouths ajar.





**Tech Details**  
1/60 sec. at f / 11, ISO 160  
Lens EF70-200mm f/2.8L IS II USM  
Filter Singh Ray 2-stop Hard step Grad ND  
Manfrotto BeFree Tripod

**7:52 a.m.**  
**Mono Lake and Sierra Nevada Mountains, CA**

As photographers, we've all had that fleeting "light bulb" moment, that split-second passing visual that you know must be captured from behind the lens. This view of Mono Lake and the Sierra Nevada mountains was one such moment. We were in full cruise control mode on the highway when I saw this view. I promptly stopped the vehicle and ran 300 yards back to that exact spot that initially grabbed me. It was an impossibly seamless transition from earth to water to sky. Next time you have one of those "light bulb" moments, grab your camera and go!








**Tech Details**  
.8 sec. at f / 18, ISO 100  
Lens EF24-105mm f/4L IS USM  
Filter Singh Ray LB Warmin Polarizer  
Manfrotto Befree Tripod

**5:43 p.m.**  
**McWay Falls, CA**

I'm here to tell you that heaven on earth exists, though most people know it by the name McWay Falls. This little slice of paradise is every bit as magical in person as it appears in photos. Perfectly situated towards the western horizon on California's Big Sur coast, this nautical nugget is enveloped in soft, warm light each evening at sunset. Don't forget your polarizing filter to help cut the glare and bring that aquamarine water to life!





**Tech Details**  
30 sec. at f / 13, ISO 160  
Lens EF24-105mm f/4L IS USM  
Filter Singh Ray 2-stop Reverse Grad ND  
Manfrotto Befree Tripod

**6:22 p.m.**  
**San Francisco, CA**

San Francisco, CA is a city absolutely bursting at the seams with charm. While many choose to turn their lens on the Golden Gate Bridge (and rightly so!), I chose Twin Peaks Overlook as my vantage point of choice for this particular evening. The composition was nearly perfect, giving me ample fodder to engage the viewer and give them a sense of what this bustling, beautiful city has to offer residents and visitors alike.












# befree

## MKBFRA4-BH - BEFREE TRIPOD

The new Manfrotto Befree tripod has been specifically designed to maximize compactness and portability with no compromise on sturdiness and image quality.

Thanks to its unique mechanism, once it's folded, the tripod only occupies 40 cm (15,7in) of space a perfect dimension to fit into hand luggage and backpacks making it easier than ever to carry.

Equipped with a new aluminum ball head, the Manfrotto Befree carries up to 4 kg (8,8 lbs), guaranteeing stability and sturdiness even with longer lenses. Aluminum leg locks ensure long term usability even under intensive use. The new leg angle selectors quickly allow to select between 2 inclinations in order to offer the maximum versatility in placing your camera in the right position to take the shot you want.

-  144cm • 56,7in
-  123cm • 48,4in
-  37cm • 14,63in
-  40cm • 15,73in
-  1,4kg • 3,1lb
-  4kg • 8,8lb
-  200PL

